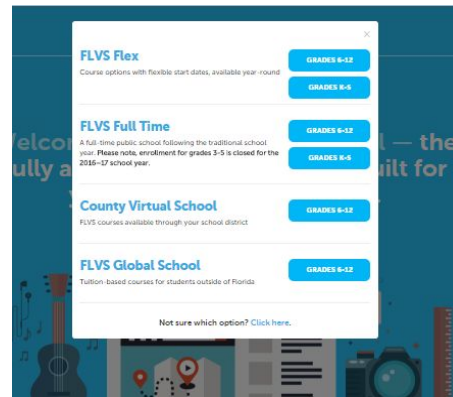
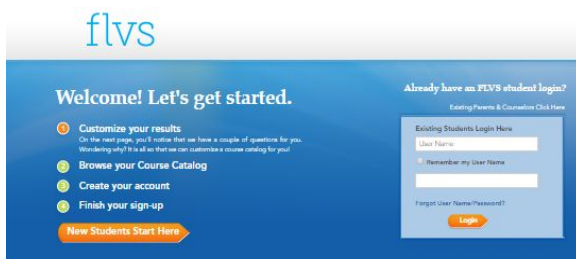


# How to sign up for an Online class

1. Go to [FLVS.net](https://flvs.net)
  - Click **Sign Up**



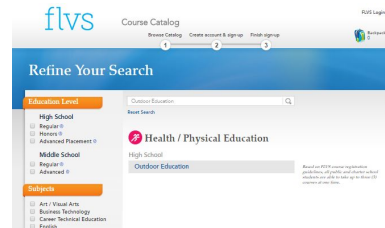
- Click **FLVS Flex -- Grade 6-12**
- Click **New Student Start Here**



- Click **Florida, Clay county, Public School Student**



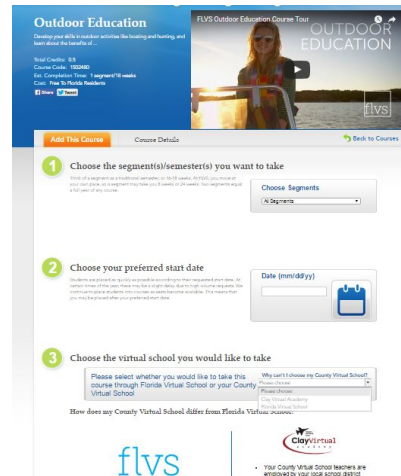
- Choose your Class



\* CVA online requirement may be met by taking any of the following suggested courses:

**(Outdoor Education, Peer Counseling, Driver's Education, Law Studies, Social Media or Personal & Family Finance)**

- (1) Be sure to choose **All Segments** from the drop down menu.
- (2) Choose the next day as your start date
- (3) Choose **Clay Virtual School**  
(This will ensure you have a local teacher)



- Create your account linking it with a Parent account.  
*If you currently have an account- there is no need to recreate one.*

*Use the same account and choose the course work you would like to take.*

- Guidance will verify the course and then a teacher will be assigned.
- Once the teacher is assigned they will call to schedule a Welcome phone call with both the student and parent.

*Be sure to call the teacher if you do not hear from him/her- It is your responsibility to make contact with the teacher in order to activate your course work.*

- Please be sure to **schedule the call or you will be withdrawn** and have to request the course again.
- Keep up with the suggested pacing.

**FOR REGISTRATION SUPPORT ISSUES, PLEASE CALL FLVS AT 407-513-FLVS(3587)**